

**vbk** technology



**vbk**.cmd

Manual - vbk.cmd EN 2.04 2014-06



**Warning**

This manual is part of the product.

Please read carefully before the installation or the application of the product.

Note all safety warning, caution marks incl. all warning labels placed at the equipment.

Make sure that the warning labels are kept in good condition and replace missing or damaged labels.

**For further information:**

vbk technology GmbH  
Verlängerte Goethestraße 9  
08209 Auerbach

Tel.: +49 (0)3744 / 22 47 914  
Fax: +49 (0)3744 / 22 35 595

info@vbk-technology.de  
www.vbk-technology.de

## Definitions and Meanings

For all different safety instructions special symbols are used in this manual.

Follow all hints and warnings to avoid any injury or material damage. The user of the device is fully responsible.



### **WARNING!**

„Warning“ indicates that death, severe personal injury or extensive property damage can result if proper precautions are not taken.



### **DANGER!**

„Danger“ indicates an immediate risk of electric shock which will result in death, injury or serious damage if the applicable safety regulations are not followed



### **HINT!**

The symbol refers to a possible hazardous situation that could cause material or environmental damage.



Recommendation and Useful information for an efficient and Failure-free operation

## Qualified personal only

Only **qualified person(s)** must operate with the present device. This qualified personal must be familiar to these types of products and associated with danger and risks, authorized to install, mount, commission and use these types of product.

## Intended Use

Use this device only in the manner intended by the manufacturer, according to the manual and only in combination with the described products only.

**Table of content**

1	Overview.....	5
2	General Description .....	5
3	Technical Properties .....	5
3.1	General Properties of the Device .....	5
3.2	Inputs and Outputs .....	6
3.3	Interface – General Information .....	6
4	Menu Structure .....	7
4.1	Software .....	7
4.2	Menustructure - Basisvariation.....	7
5	Technical Data.....	8
6	Additionnel Hints.....	9
6.1	Manufacturing.....	9
6.2	Packing and Shipping .....	9
6.3	Service .....	9
7	Notices.....	10

## 1 Overview

All devices of brand **vbk.cmd** are battery-operated, electric handhelds to control special devices with RS485-based interfaces (i.e. EC-Drives from different brands).

## 2 General Description

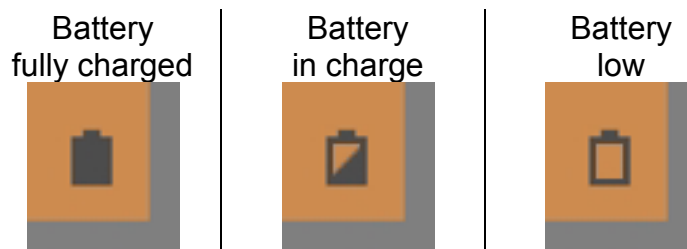
A clear and simple menu guide has been realised bilingual (English/German). The amber lighted full graphic display is designed for comfortable use at all lighting conditions. The Mini-USB-link can be used for Battery charge as well as a data interface. A 5V-Power supply with a wide selection of variable, removable adapters that fit numerous different AC outlet sockets. The flexible design offers possibilities for a customized OEM-solution in front design and software.



## 3 Technical Properties

### 3.1 General Properties of the Device

Voltage Supply	Rechargeable Li-Ion battery; 3,7V – 2300mAh
	USB-interface, incl. 5V power supply
	automatic charge state detection incl. safety switch off




Use	Handheld for inside application, protection grade IP20 (acc. EN 60529)
-----	--

Temperature	0°C ... 40°C ambient temperature at stock and usage
-------------	--

Display	Amber coloured full graphic display
Access	easy access push encoder (IGR)
Time base	Real-time-clock


### 3.2 Inputs and Outputs

I/Os	RS485 - Fieldbus USB-Interface
------	-----------------------------------



#### Fieldbus

*Phoenix Contact IC 2,5/3*



GND ↑  
RSA (D1) ↑  
RSB (D0) ↑



#### USB-Interface Mini USB Typ B

for battery charge  
and as data link



### 3.3 Interface – General Information


Hardware	Structure according RS485 Specification (Half duplex – 1/8 Load up to 256 points – max. 400m wiring length)
Characteristic	Baud rate: 9600, 19200, 38400, 57600 Parity: none, even, odd Stop bits: 1, 2
Supported Features	According connected device

## 4 Menu Structure

### 4.1 Software

Scan Line	Network scan to find all connected devices with the chosen protocol
Single Monitor	Cyclic scan of single device and monitoring of requested data
Single Control	Control / Parameterizing of a single addressable device with feedback
Broadcast	Control / Parameterizing of all connected devices without feedback (broadcast)
Datalog	Log-function for single device and save in the external flash

### 4.2 Menustructure - Basisvariation

<i>Main level</i>	<i>Sublevel 1</i>	<i>description</i>
Properties		Back to main level
	Change Language	English / Deutsch
	Set Clock	date – rime
	Timeout Light	Time to switch off display lighting
	Update Firmware	Service feature (coded)
<i>Software variation</i>		<b>→ (Software) Appendix</b>
Power Off	-	Switch off device

## 5 Technical Data

Operation Voltage	Li-Ion 3,7V – 2300mAh USB Interface
Protection Level	IP20 (acc. EN 60529)
Temperature	0°C ... 40°C Storage and Operating
Display	Single colour full graphic display with background lighting
Access	easy access push encoder (IGR)

Dimensions  
in mm




Weight 350g

Accessory (included) 5V-Power supply with a wide selection of variable, removable adapters that fit numerous different AC outlet sockets.



Accessory (on demand)

Data cable, 1,50m  
Phoenix Contact → RJ45



USB Data cable, 1,80m  
USB-A → mini-USB-B





## 6 Additionnel Hints

### 6.1 Manufacturing

All devices of **vbk.cmd** series are manufactured according

**DIRECTIVE 2011/65/EU on the restriction of the use of certain hazardous substances in electrical and electronic equipment**

### 6.2 Packing and Shipping

The shipping is realised inclusive power supply in fitting individual packings.

Individual packing, incl. power supply

Accessory on demand  
- Data cables



For Export **vbk.cmd** is categorized to the following HS code

**85176200**

Machines for the reception, conversion and transmission or regeneration of voice, images or other data, incl. switching and routing apparatus (excl. telephone sets, telephones for cellular networks or for other wireless networks)

All claims for damage must be reported immediately.

### 6.3 Service

Technical queries about **vbk.cmd** under:

vbk technology GmbH  
Verlängerte Goethestraße 9  
08209 Auerbach

Tel.: +49 (0)3744 / 22 47 914  
Fax: +49 (0)3744 / 22 35 595

info@vbk-technology.de  
www.vbk-technology.de

## 7 Notices



**vbk** technology

[info@vbk-technology.de](mailto:info@vbk-technology.de)

[www.vbk-technology.de](http://www.vbk-technology.de)